

## Observation skills - Hidden Words and Objects

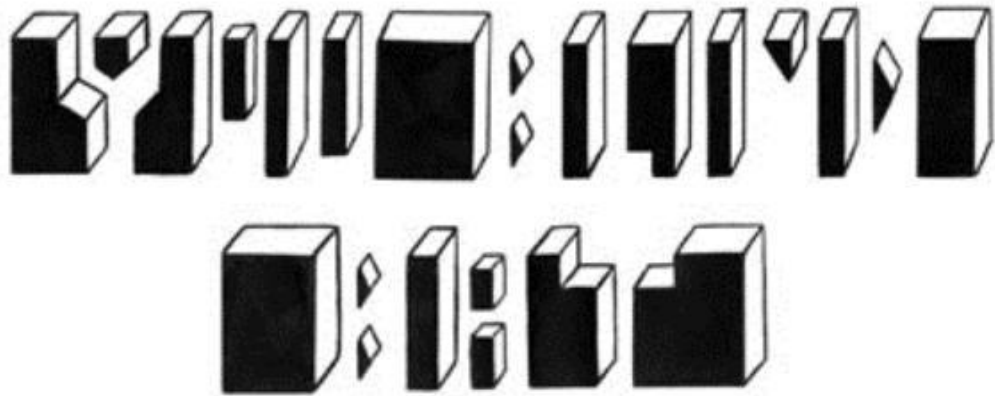
The below exercises will help you improve your observation skills. Here you will be shown illusion pictures in which you are required to find the hidden words. See the picture below and try to identify the words.




The trick is to assume two parallel lines on the top and bottom of the picture, so as to build an outer block for clear visualization as shown below



One more example



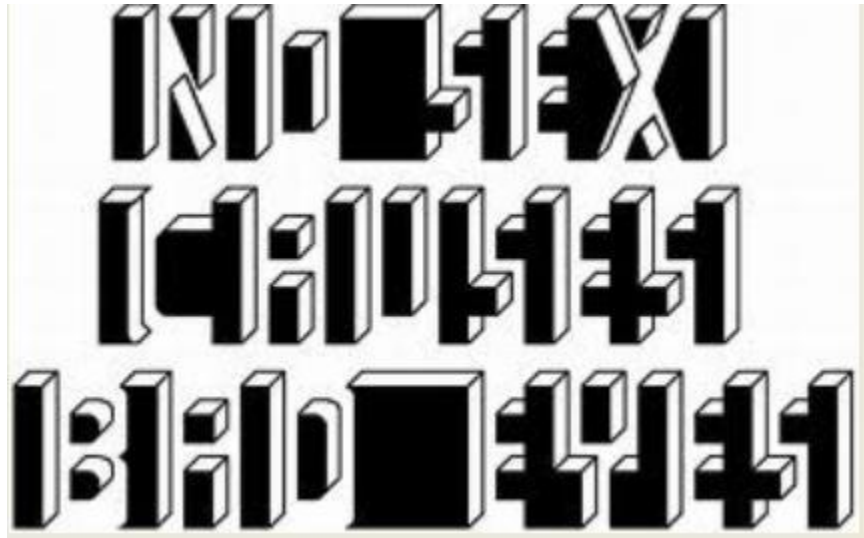
Source : <http://www.eyetricks.com>




*For more clear clarification, reduce the size of the picture after which you will be able to read the picture; otherwise you move your head far from your sitting position. Below picture clear this*



Now try to identify the pictures for the below images



Source : <http://opticalmindtwisters.blogspot.in>

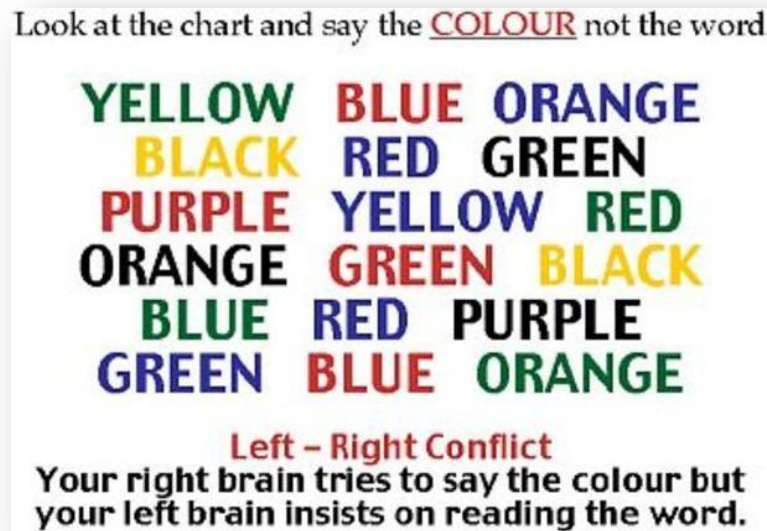


Source : <http://rieson.blogspot.in>



Source : <http://eluzions.com>

In the below pictures you are given words in different colors; try to read the color of the word (not word itself). These types of exercises improve your observation skills.



Source : <http://www.frenblog.com>




Source : <http://bitstrips.com>

Ok, after going through the above exercises we will try to identify hidden objects in the pictures shown below.



Source : <http://rlv.zcache.com>



Source : <http://www.allkidsnetwork.com>

*These exercises were given keeping in mind that you got plenty of time for your preparation*



Source : <http://www.honkingdonkey.com>